



UTECHZONE

(3455)

Investor Conference

2019.5.14

Disclaimer

- The information is provided for informational purposes only, and is not an offer to buy or sell or a solicitation of an offer to buy or sell any security issued by Utechzone or other parties.
- Utechzone's statements that are not historical facts are forward-looking statements that indicate actions or results of actions that may occur in the future, based on current available information and underlying assumptions.
- Utechzone does not warranty the accuracy, reliability and completeness. There are a number of factors such as economic conditions, firms abilities, industry environment that could cause actual results and developments to differ materially from those expressed or implied by forward looking statements. Investors should not place undue reliance on them.

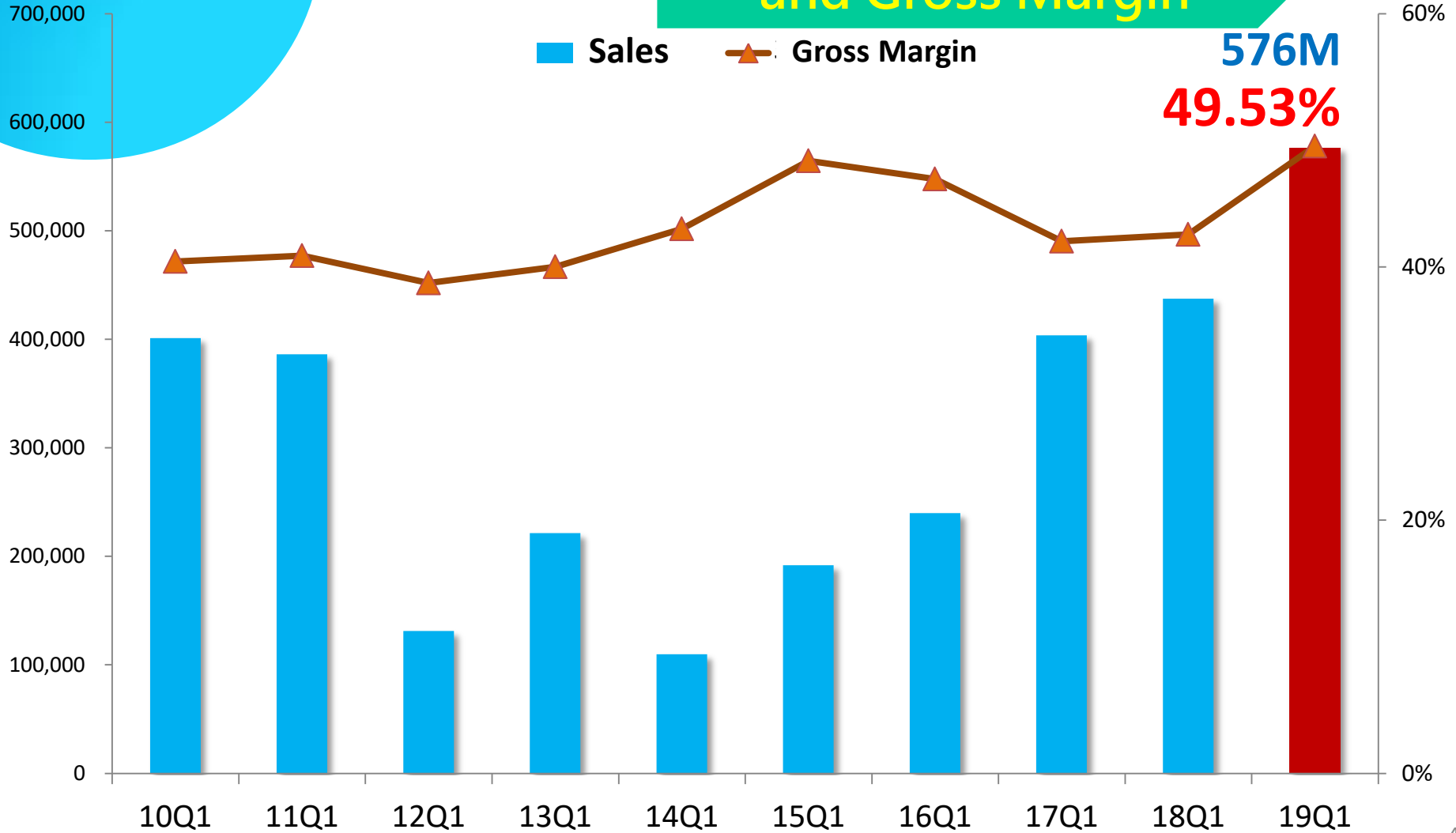


How About the UT's Q1?

Q1 Sales and Gross Margin for last decade

Record high Q1 Sales and Gross Margin

Unit: Thousand (NTD)

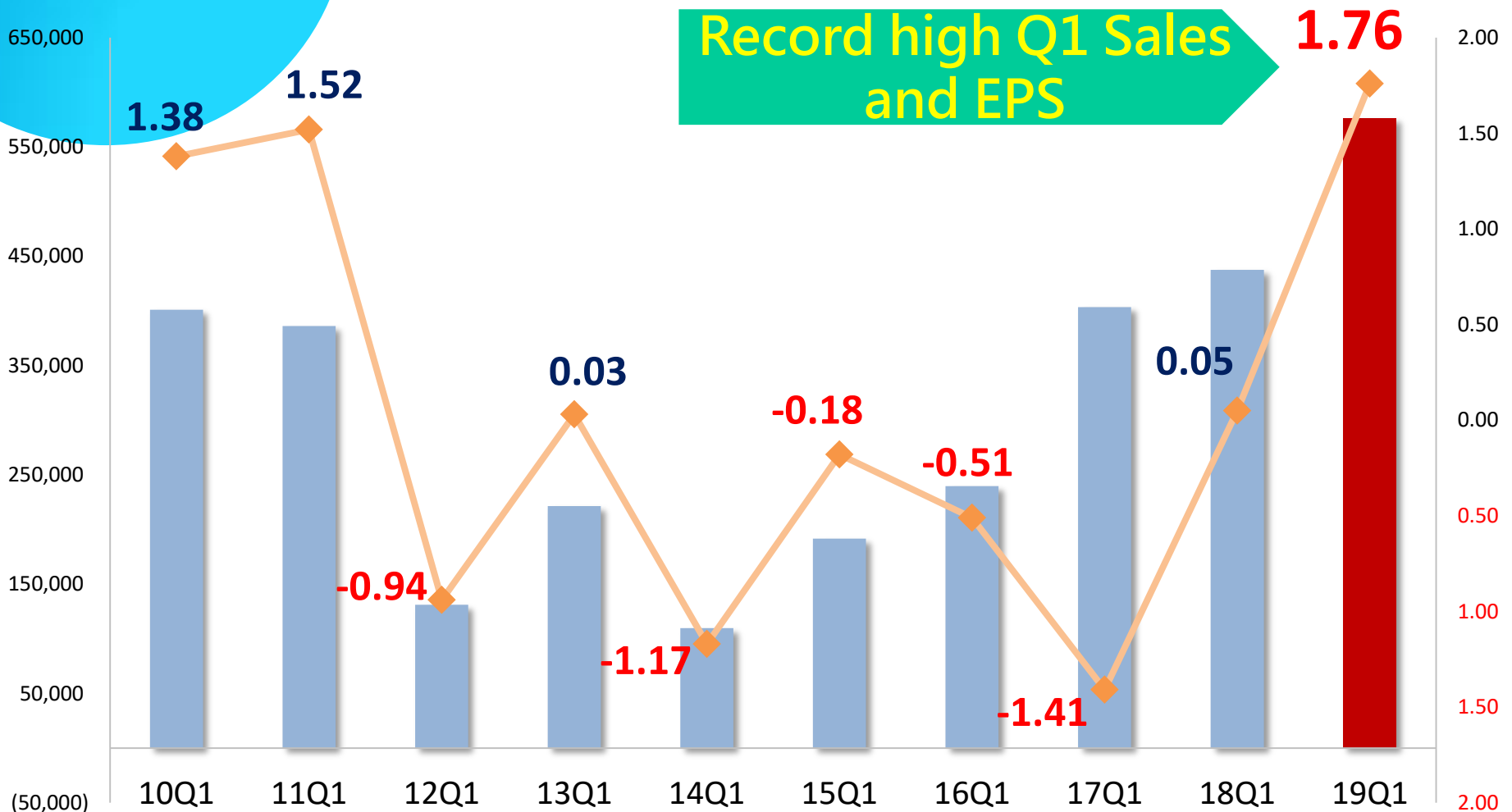


Q1 Sales and EPS for last decade

Unit: Thousand (NTD)

■ Sales ◆ EPS

Unit: Dollar (NTD)

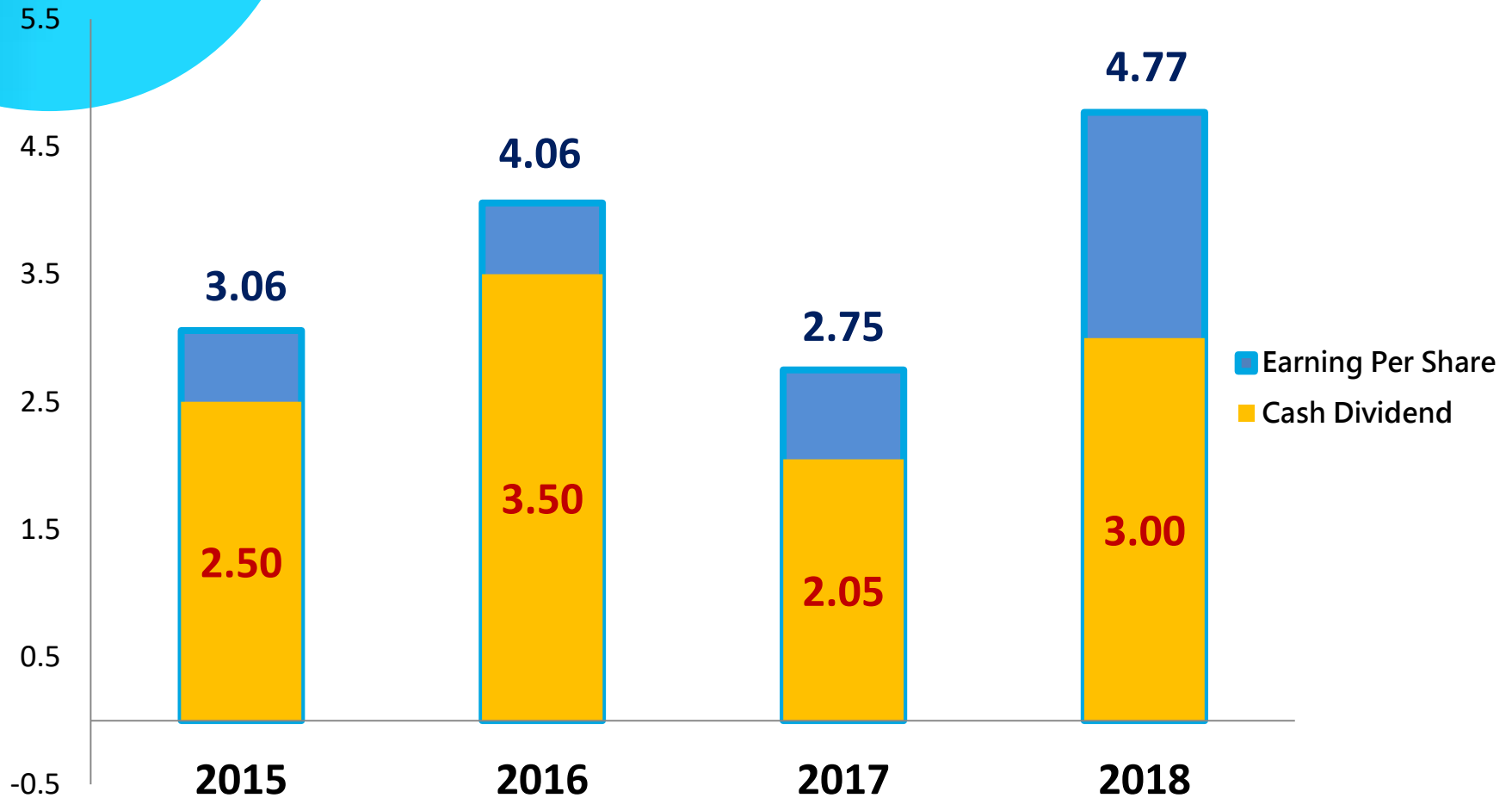


2019 Q1 Consolidated Income Statement

	2019 Q1		2018 Q1		YOY
Unit: Thousand (NTD)	Amount	%	Amount	%	%
Revenue	576,294	100	437,427	100	32%
Equipment	550,210	95	410,926	94	
Others	26,084	5	26,501	6	
Cost of Revenue	290,828	50	251,215	57	
Gross Profit	285,466	50	186,212	43	53%
Operating Expenses					
Selling	90,676	16	75,748	17	
Administration	46,761	8	36,664	9	
Research and Development	61,194	11	53,198	12	
Expected Credit Loss (Gain)	43,743	8	(1,204)	-	
Operating Expense	242,374	43	164,406	38	
Operating Income	43,092	7	21,806	5	98%
Net Non-operating Income (Expense)	88,344	16	(35,291)	(8)	
Income Before Income Taxes	131,436	23	(13,485)	(3)	1075%
Income Tax Expense (Gain)	26,316	5	(16,349)	(4)	
Net Income	105,120	18	2,864	1	3570%
EPS(NTD)	1.76		0.05		

Dividend Policy

Unit: Dollar (NTD)





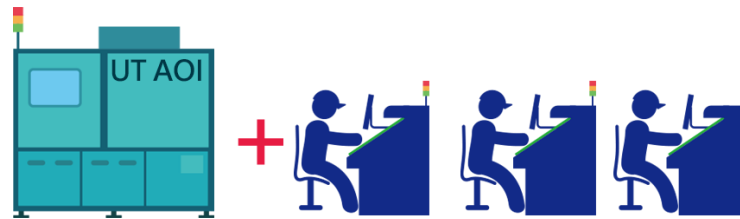
What About the **1st AI?**

AI Function- Reduce manpower while enhancing accuracy


VRSx15



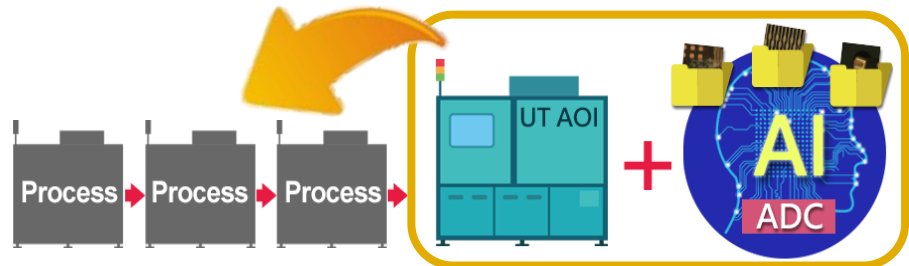
AOI + VRS x3



AOI + AI + VRS x1



AOI + AI + Where is the Bug ?
= "Smart Manufacturing"





What's
NEXT

Seven Forces

2019~2021

Driven forces for continuous growth

3 Main Products

1
LCD
Front-End
AOI

2
LCD
Back_end
AOI

3
Flex &
Package
PCB
AOI

4 Newly-Added
Products

4
COF
AOI

5
AI System

6
Semicon.
AOI

7
PCB
AOI

Incoming Trend

5G

ABF Substrate
Applications
Expanding

Semicon

PLP

Panel-Level
Fan-Out
Packaging

COF

COF substrate
demand
surging

New Chances for UT



Q&A



THANK YOU!

<http://www.utechzone.com.tw/>